

Boredom Busters Bitez



WELCOME TO THE RAINFOREST

Today's theme is all about rainforest wildlife! A rainforest is a forest with lots and lots of trees and plants. So many trees and plants that it is hard to walk through. These rainforest is home to lots of different types of animals. There are small animals like tree frogs, morpho butterflies, and leafcutter ants. There are also big animals like gorillas, boa constrictors, and jaguars! Jungles are important because they are full of diversity and provide lots of important things for the planet!

Today's fun includes a jungle poem, a handy-dandy craft to help you spot wildlife, and a wild matching game!



Take a Walk in the Rainforest

**Anyone seen my rainforest?
Bright bananas
Slithering snakes
Enormous trees**

**Anyone heard my rainforest?
Gorillas shuffling
Chimpanzees screeching
Tigers roaring.**

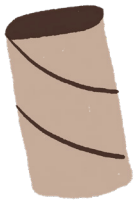
**Anyone smelled my rainforest?
Sweet flowers
Fresh trees
Musty manatees.**

**Anyone felt my rainforest?
Prickly plants
Rough rocks
Sticky stingies.**

DIY Jungle Binoculars

No rainforest expedition is complete without a proper pair of binoculars. Binoculars help you spot wildlife! Binoculars are helpful when you are looking for something in a dense forest. Follow the instructions below to make your very own pair of binoculars!

MATERIALS



TOILET PAPER/
PAPER TOWEL



CRAYONS &
COLORED PENCILS



GLUE



SCISSORS



DUCT TAPE



STRING


INSTRUCTIONS



Decorate your tube with markers/paint/colored pencils. Decorate with animal patterns, shapes, or your name!



Glue two toilet paper tubes together longways. Hold the tubes together for 10-20 seconds while the glue dries. Cut a paper towel tube in half if you don't have two toilet paper tubes.



Cut a piece of string/yarn to the length you want it to be. This will be a strap so you can wear your binoculars around your neck.



Take a piece of duct tape and wrap it around the two tubes. Make sure the string/yarn is tucked into the tape on each side of the binoculars. This will hold the string in place. It will also help hold your binoculars together.

FAST FACT

Rainforests are very dense. The large amount of trees and plants makes it hard for light to reach the ground.

TIME TO EXPLORE!

Go outside and put your new binoculars to the test! Go outside and look for different animals and plants. Or stay inside and look for new things you have never seen before! Make a challenge and try to spot different objects you would not normally see without your binoculars!

KEEP IT GOING!
Experiment
decorating your
binoculars with
different materials!




Rainforest Matching

Rainforests are home to unique plants and animals. Test your knowledge by playing this matching game! Cut out all of the plants, animals, and names, and mix them around face down. Try to match the plant or animal to its name! If you forget the name of a plant or animal look at the answer sheet on the next page!



Toucan




Okapi



Jaguar



Anteater




Note: Print this page out single-sided.

Capybara




Leafcutter Ant



Morpho Butterfly



Rubber Tree



Orchid



Venus Fly Trap

Note: Print this page out single-sided.

Rainforest Matching Answers



Toucan




Okapi



Jaguar




Anteater



Capybara



Leafcutter Ant



Morpho Butterfly



Rubber Tree



Orchid



Venus Fly Trap



Boredom Busters Bitez is an extension of our previous publication, Boredom Busters. Instead of one large publication, we will release three different Boredom Buster activities. Each issue is a different theme!

For more resources and activities for children, please visit buckslib.org

BCFL Bucks County
Free Library