

# Boredom Busters Bitez

## POND-LIFE


## POND-LIFE

Today's theme is all about pond life! Ponds are important because they help so many different creatures! They are homes to lots of plants and animals! Animals like ducks and fish love to swim in ponds. Plants like algae and cattails love living and growing in ponds too! Ponds are also where lots of animals get their water from. Animals like deer and foxes love a nice, cold drink from a cool pond!

Today's fun includes another story with our favorite librarian, Maci Sparks, a puppet craft, and a spot the difference that will keep you on your fins....feet!

# Maci Sparks and the Duck Eggs

**'Maci! Come with me!' Jack, the teen volunteer, said.  
Maci said, 'What is it?' and followed Jack out the door. The teen volunteer led Maci to the pond behind the library. Jack and Maci quietly tip-toed to the pond. In amongst the reeds and tall grass, they saw eggs!**



Maci said, 'What kind of eggs are those?' Jack said, 'I don't know! Do you think there are books in the library about this?'

Maci thought there had to be! They ran back to the library, and Maci started her research.

She began by looking in the online card catalog. Maci soon saw that books on ponds were in the non-fiction section of the library. She wandered through the shelves until she found the pond section, the 630s!

Maci also found books on ducks in the same area. Jack came over to see what Maci had found. 'Do you know what kind of eggs they are?' he asked. Maci said, 'It looks like they're duck eggs!'

Jack said, 'But where is their mama?' Maci said, 'This book says she probably left the eggs for a really short time to get something to eat. She'll sit on the eggs and keep them warm until they're ready to hatch!'

Maci and Jack went back to check. Sure enough, the mama duck was sitting on the eggs.

Maci couldn't wait to see the baby ducklings!


Every day for the next three weeks, Maci and Jack checked on the eggs. The mama duck was always there.

Then one day, Maci and Jack were in for a big surprise! They walked up to the pond and saw that the mama duck was gone. The eggs were cracked and in pieces!



'Oh no! I hope they're okay!' said Maci. 'Look!' said Jack. Across the pond they saw the mama duck swimming with 8 ducklings! The mama duck saw Maci and Jack and quacked a hello to them. She swam over, and the ducklings followed.

'Hello duck family! I hope you have a quacking good day!' Laughing, Maci and Jack waved at the ducks.



When Maci got back to the library, she was inspired! She was going to plan a craft for the children in town to do. Everyone would get to learn about ducks and make their own duck puppet!


# Make Maci's Duck Puppet

Follow along to make Maci Sparks duck puppet! You can use your puppet to lead a puppet show, play with a friend, or keep as a fun decoration!

## MATERIALS



ORANGE PAPER



BROWN PAPER



MARKER



SCISSORS




PAPER BAG



GLUE

## INSTRUCTIONS



Use the marker to draw the duckling's beak on the orange paper. If you don't have orange paper then color a piece of white paper with an orange marker, crayon, or colored pencil.

Cut out the duckling's beak.



Draw two little lines on the duckling's beak. These are the duckling's nose.





Draw two half circles on the brown paper. If you don't have brown paper then color a piece of white paper with a brown marker, crayon, or colored pencil.

### **FAST FACT**

Ducks can swim in super cold water thanks to their waterproof feathers that keep their bodies dry!

Cut out the two half circles. These are the duckling's wings.



### **Note**

To make a yellow duckling paint the paper bag yellow before step 1. Also use yellow paper for the wings.

Glue the duckling's beak onto the flap of the paper bag. Glue the duckling's wings onto the sides of the bag.



Draw two circles above the duckling's beak. These are the duckling's eyes.




**KEEP IT GOING!**  
Experiment using different beak and wing shapes! Cut out feathers from paper to make your puppet look more realistic!

# Spot the Differences

Ponds are never still! They are always moving! Spot the differences in the ponds below. Here's a hint: there are 10 differences.





**Boredom Busters Bitez is an extension of our previous publication, Boredom Busters. Instead of one large publication, we will release three different Boredom Buster activities each day. Every day will have a different theme. Visit this page this page each day, download the activity file, and print them out!**

**The themes for this week are: In the Garden, Mindfulness, Make-Believe, Pond-Life, and Jam Out!**

**For more resources and activities for children, please visit [buckslib.org](http://buckslib.org)**

**BCFL Bucks County  
Free Library**